

PWR-246E

Industrial DC to DC Converter
w/24-48VDC Power Input



Features

- Robust design with stainless steel chassis
- Great reliability
- Efficiency: 80% typical at full load
- Compact-Economical
- Supports all Advantech Flat Panel Monitors
- Meets CE, FCC, CB, & CCC Certifications
- RoHS Compliant

Introduction

PWR-246E is an Industrial DC to DC converter specifically designed for FPM applications which require a DC input power source. Users can change the standard AC power input adapter to DC without making changes to the existing panel. It has same mounting dimensions as the AC adapter bracket, and also allows users to change from AC to DC easy. Additionally, the whole chassis is stainless steel.

Specifications

General


- **Input Voltage:** 24~48V DC $\pm 10\%$
- **Operating Temperature:** $-10 \sim 50^{\circ}\text{C}$
- **Storage Temperature:** $-40 \sim 85^{\circ}\text{C}$
- **Operating Humidity :** 5 ~ 95%
- **Storage Humidity :** 5 ~ 95%
- **Voltage Tolerance (Output):** 5%
- **Over Load Protection (OLP):** 110 ~ 160%
- **Min Load:** 0A
- **Max Load:** 5A
- **Over Voltage Protection (OVP):** 115 ~ 165%
- **Safety Standards:** UL EN60950-1, CB EN60950-1 2001, EMC
- **Input Connector:** DECA MC211-F103
- **Output Connector:** GOAL RAY EH003-157
- **Dimension: (WxHxD) :** 61.00 x 35.4 x 168.5 mm (2.4" x 1.39" x 6.63")
- **Weight:** Net (0.35kg), Gross (0.38kg)

Output

- **O/P Volts Adj. $\pm\%$** 12V $\pm 5\%$
- **Load (current)**
 - Min** 0A
 - Rated** 5A
 - Max** 5A
- **Ripple & Noise** N/A
- **Line REG.** $\pm 5\%$ @ 10% full load
- **Load REG.** -
- **Efficiency** 80% min.
- **O.V.P. Trip point** N/A

Pin Assignments

1.GND 2.Vin 3.Chassis Gnd



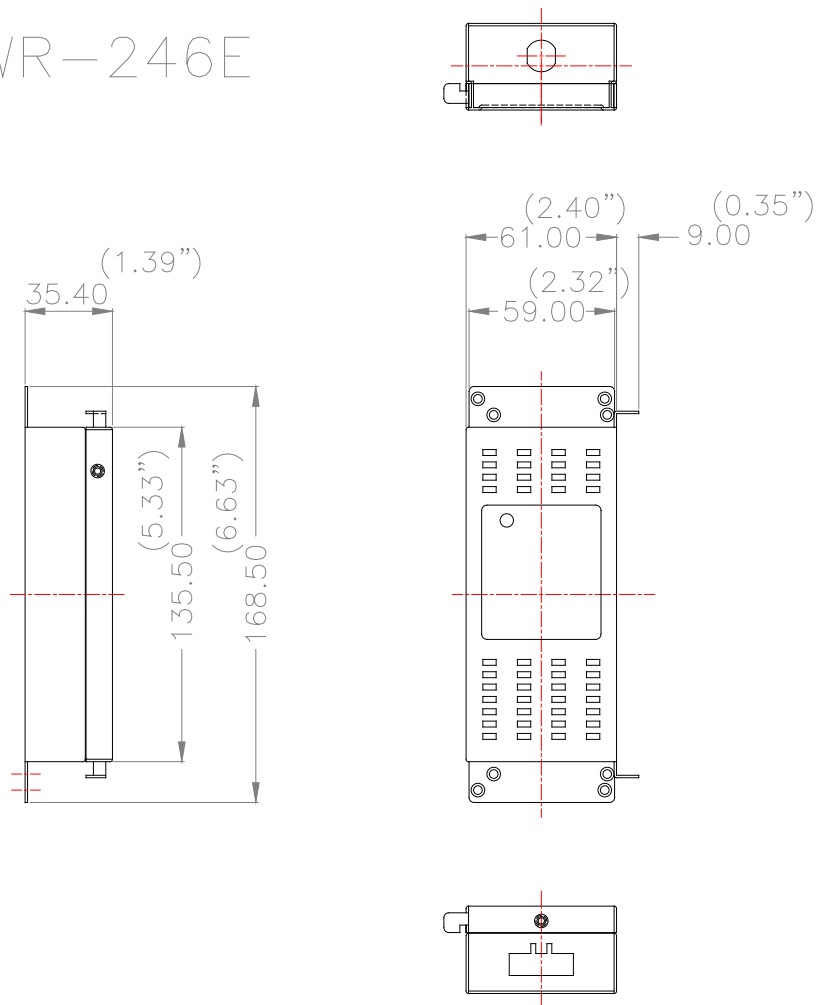
Ordering Information

- **PWR-246E** Ind. DC to DC Converter w/24-48VDC Power Input

Dimensions

Unit: mm

PWR-246E



Mounting with FPM Products


FPM-3060G



FPM-2150G



FPM-3170G/3171G



FPM-3120G



FPM-3150G



FPM-3190G/3191G

