

IPC-6908

8-Slot Desktop/Wallmount Chassis with Front Alarm Notification and Redundant Power Supply Option




Features

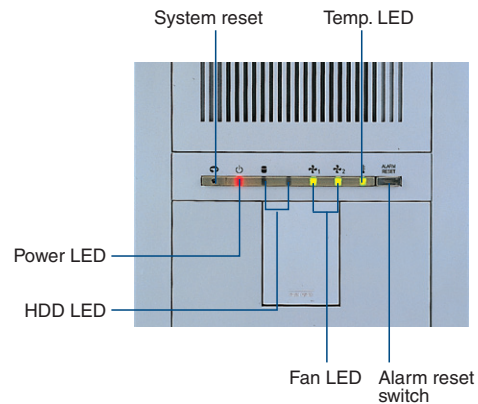
- 8-slot desktop/wallmount industrial computer chassis
- Shock-resistant drive bay with rubber cushions
- LED indicators and audible alarm notification for system fault detection
- Easy-to-open top-cover, no screwdriver required
- Dual hot-swappable 9 cm / 53 CFM system fans
- Various 8-slot backplane options
- 250 W / 300 W / 400 W ATX PS/2 and 300W ATX redundant power supply options

Specifications

Drive Bay	5.25"	Front-accessible	Internal
	3.5"	2	-
Cooling	Fan	2 (hot-swappable, 9 cm / 53 CFM each)	
	Air Filter	Yes	
Miscellaneous	LED Indicators	Power, HDD, temperature and fan	
	Control	System reset and alarm reset	
Environment	Temperature	Operating: 0 ~ 40° C (32 ~ 104° F)	Non-Operating: -20 ~ 60° C (-4 ~ 140° F)
	Humidity	10 ~ 85% @ 40° C, non-condensing	10 ~ 95% @ 40° C, non-condensing
	Vibration (5 ~ 500 Hz)	1 Grms	
	Physical Characteristics	Dimensions (W x H x D)	200 x 300 x 463 mm (7.9" x 11.8" x 18.2")
	Weight	12 kg (26.4 lb)	

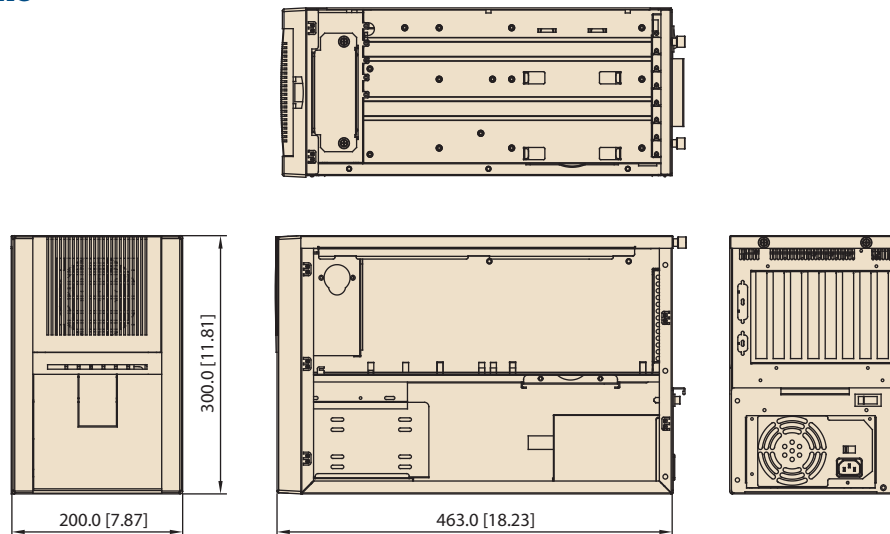


Hot-swappable cooling fan module contains one 53 CFM cooling fans



Dimensions

Unit: mm [inch]



Ordering Information

Part Number	Power Supply	Backplane	Regulation	Switch
IPC-6908BP-BE	-	-	-	AT/ATX
IPC-6908BP-30ZBE	PS-300ATX-ZBE	-	CE	ATX

Optional Accessories

Part Number	Description
1701400971	HDD cable, ATA 33, 62 cm + 35 cm
1701400973	HDD cable, ATA 66/100, 62 cm + 35 cm
1999908000	Fan filter 92 x 92 x 5 mm

Power Supply Options

(For detailed power supply specs, please refer to Chapter 7)

Part Number	Specifications	
	Watts	Input
PS-250ATX-ZE (ATX, PFC)	250 W	AC 115 / 230 V (selectable)
PS-300ATX-ZBE (ATX, PFC)	300 W	AC 100 ~ 240 V (full-range)
PS-400ATX-ZBE (ATX, PFC)	400 W	AC 100 ~ 240 V (full-range)
PS-300ATX-DC48E (ATX)	300 W	DC -48 V
RPS-300ATX-ZE (ATX, PFC)	300 W	AC 100 ~ 240 V (full-range)